



NCTS 5 USER INTERFACE CHANGES

Prepared by
SGS Group
21st October 2024
Version 1.02





Contents

1	Introduction	3
2	General Changes	4
	<i>Use of HS codes</i>	4
	<i>Declaration Header</i>	5
	New Custom Transit offices details	5
	New Security Section	6
	<i>Good Items</i>	7
	Unique Consignment Reference Number (UCR)	7
	CUS Code	8
	Packaging Section	9
	<i>Document Section</i>	10
	Specific Documents	11
	<i>Transport Equipment</i>	11
	<i>Split Functionality</i>	12
3	Poland as Country of Departure	14

1 Introduction

This document includes a short guideline for SGS TransitNet users to understand the main changes to the TransitNet interface which have been implemented in connection with NCTS 5.

NCTS 5 brings changes to the data and data model required by customs. In upgrading our connections to NCTS 5, SGS have tried to limit the number of changes to the user interface.

To accommodate the new data elements required for an NCTS 5 declaration, some changes have been made to the layout of a transit declaration in TransitNet which will be visible by users.

This instruction will cover the main details you should be aware of when creating a declaration from in NCTS 5 with specifics added for departures from Serbia.

Key terminology:

- **NCTS:** New Computerized Transit System.
- **Transition period:** The NCTS 5 will be deployed by members in two stages. During the first stage starting in 2023 until the last country joins NCTS 5, the countries will use the transitional mode. This transitional mode can be call NCTS 5.1. During 5.1. Some concrete rules and conditions will be applied to ensure that transactions between countries using different NCTS 5 versions works. One of the highest impact points is the restriction of the use of one House of consignment.
- **House Of Consignment:** New level included in the NCTS 5 Data structure sent to customs. It refers to the lowest transport information provided, and this applies to all its Consignment Items (each Consignment can contain up to 1999 House Consignments) – During transition this is restricted to 1 House of Consignment. It is the lowest level where the Consignor can be declared. This level is automatically generated by Transitnet, so the user only sees the Header level and good item.
- **DG TAXUD:** Directorate-General for Taxation and Customs Union.
- **TCUIN:** Third Country Unique Identification Number.

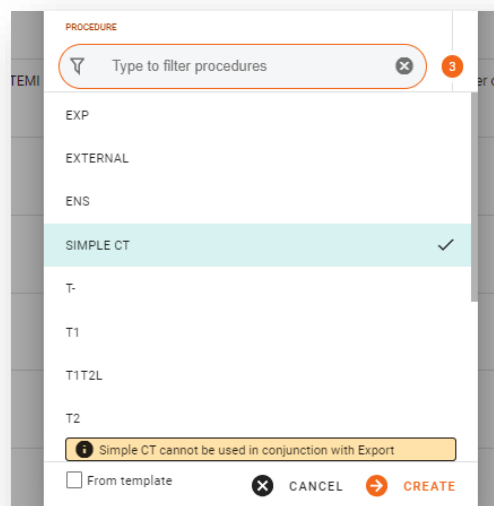
2 General Changes

2.1 Use of HS codes

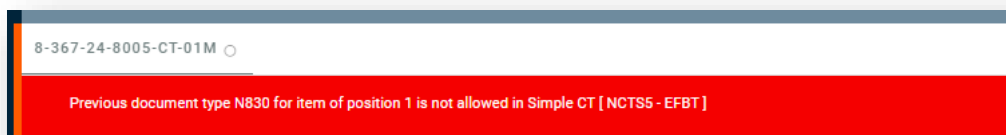
Once the user selects the country of departure, it is necessary to select the type of declaration to be created. NCTS 5 include restrictions in the use of "Simple CT" declarations (where the HS code is not necessary to be declared).

The Simple CT option will only be allowed in certain countries during the transition period. Once the final mode is activated for all countries this type of declaration will not be available for user selection.

Some countries which have already migrated (Germany, Latvia, Serbia...) to NCTS 5, Simple CT is not possible even during transition. Otherwise, this type of declaration can be selected:



However, users should note that Simple CT option cannot be used when an Export declaration is declared as a Previous Document – users are warned of such restriction by a warning in TransitNet and a validation.



This restriction does not apply in some countries where their export system is different to the European Union one (AES).

2.2 Declaration Header

HEADER			
Holder of Procedure SGS Beograd d.o.o.	Country Serbia	Currency \$ Euro	Type T1
Additional declaration type A - for a standard customs declarati...	Transport type RAIL	Language \$0 Turkish	CIN
Ticket Number			

Currently only one extra field is displayed – **Additional declaration type**.

This is currently a non-editable field as the only option included in the current scope is the option.

A. Possible options according to NCTS 5:

- Type A: Standard declaration (by default)

2.2.1 New Custom Transit offices details

In addition to the current Custom Office of Transit, NCTS 5 includes a new role for the transit office.

- the Custom Office of Exit for Transit, identified in TransitNet as TXT.

This new role refers to the customs office competent for the point of exit from the Security Area (border of Customs Territory of the Union) responsible for assessing safety and security data.

By default, when selecting Route / Customs Office if CO (customs office) has multiple roles, then:

- If CO has TRA role (normal transit role), it will be selected by default.
- if CO has one role (only either TXT or TRA), that role will be selected by default.

To change the Role of a custom offices, the user should click over the tag of the CO and select the needed role (TRA; TXT).

Customs offices

TRA HR030503

RGP_JASENOVAC

Customs offices

TXT RS011096

Transit

✓ Exit for Transit

During and post transition period this role is optional to use. It should only be used in case the security field selected is equal to 2 (security for EXS) or 3 (security for EXS and ENS) and there is not a custom office of transit declared for country of routing outside the Country Customs Security Agreement Area.

There could be some national authorities that request to declare it. As an example, in Germany this role is mandatory if security is 2 or 3. So at least one Custom Office of Exit for Transit should be declared with this role.

2.2.2 New Security Section

Security section has been changed for NCTS 5. The checkbox in NCTS 4 has been replaced by a list of values. It will allow the user to select between (0,1,2,3):

- 0 → Not necessary to lodge ENS (Entry Summary Declaration) & EXS (Exit Summary Declaration) documents in the declaration.
- 1 → Necessary to lodge the ENS declaration.
- 2 → Necessary to lodge the EXS declaration.
- 3 → Necessary to lodge the ENS&EXS declaration.

If a value different from "0" is selected the below fields will be mandatory:

Below fields will be mandatory:

- Place of Loading
- Country of Loading.
- Place of Unloading
- Place of unloading Country

SECURITY

Security §
 1 - Security for E... ▾

Place of loading Place of unloading

Country of loading Country of unloading

2.3 Good Items

Over this section some fields have been changed but the main changes are related with the document section.

2.3.1 Unique Consignment Reference Number (UCR)

During the transition period this field will be optional and can have up to 35 characters. The UCR will be mandatory (after transition period) in case the same Transport document is not included in the declaration by consignor (C502).

GOODS ITEM #1

Country of despatch Country of destination HS Code

Apply to all goods items Apply to all goods items

UCR CUS code

0
0
10 €

MASS **VALUE**

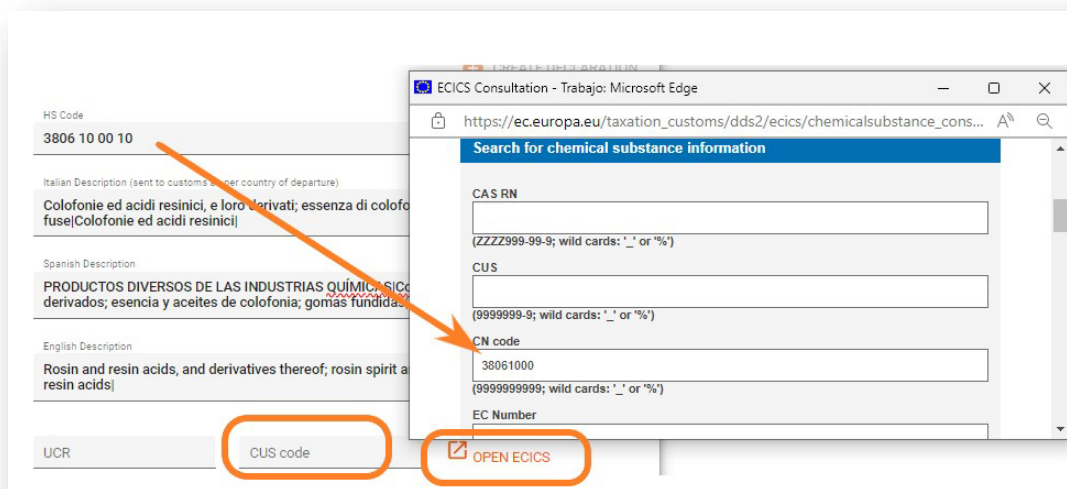
Gross kg Net kg Value Currency
 Kg Euro

2.3.2 CUS Code

The Customs Union and Statistics (CUS) number is the identifier assigned within the European Customs Inventory of Chemical Substances (ECICS) to mainly chemical substances and preparations.

It is currently an optional field. To fill it in case is requested by any authority kindly follow below steps:

1. Click on the link to open ECICS the pop-up window. Look for the code by including the 8 first digits of the HS Code in the CN code field and press on submit.



2. Then the list of CUS Code related with the CN code will be shown in results.

CUS	CN code	CAS RN	EC number	UN number	Nomen.	Name
0010001-6	38061000	514-10-3	208-178-3		COMMON	abietic acid, technical
0113651-2	38061000	8050-09-7	232-475-7		COMMON	rosin

3. Include the selected CUS code from the EU database. The format to include it would be 9 Characters XXXXXXXX-X and can be copied and pasted.

2.3.3 Packaging Section

Few changes in this section compared with the NCTS 4. "Marks and numbers" have been changed to "Shipping Marks."

N° of packages and Shipping Marks are mandatory unless the type of package included is bulk package.

While for Packages type Packages Unpacked i.e. (in values "NE", "NF", "NG") N° of packages is mandatory and Shipping Marks optional.

A validation is included in TransitNet to ensure the user completes the correct fields.

The screenshot shows a form titled "Packages". It has two main input fields: "Type 318" with a dropdown menu currently showing "VL-Bulk, liquid", and "Shipping Marks" with a text input field containing "Shipping Marks". At the bottom of the form, there is a prompt "Press Shift + Enter to add another", a "CANCEL" button with an 'x' icon, and a "DONE" button with a checkmark icon.

The screenshot shows a form titled "Packages". It has three input fields: "Type 318" with a dropdown menu showing "NG-Unpacked o...", "No. of Packages 31C" with a text input field containing "12", and "Shipping Marks" with a text input field containing "232323". At the bottom of the form, there is a prompt "Press Shift + Enter to add another", a "CANCEL" button with an 'x' icon, and a "DONE" button with a checkmark icon.

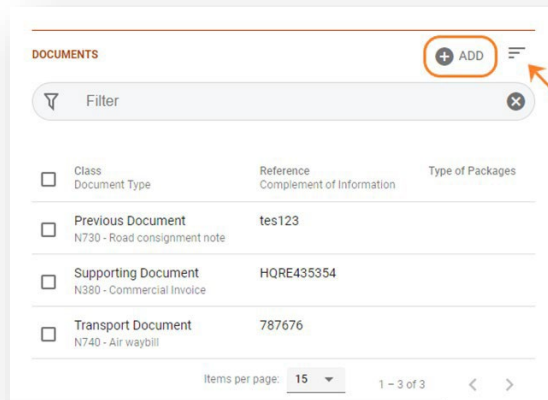
2.4 Document Section

NCTS 5 presents a unique section where the different class documents would be uploaded. This differs with the NCTS 4 different sections where documents can be included in the UI (Accompanying documents, Previous documents, etc.)

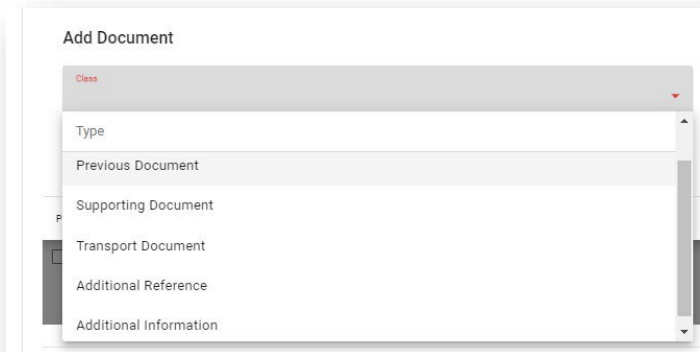
This document section will work as explained below:

Steps to include them:

1. Users need to click on "ADD" to add a new document.

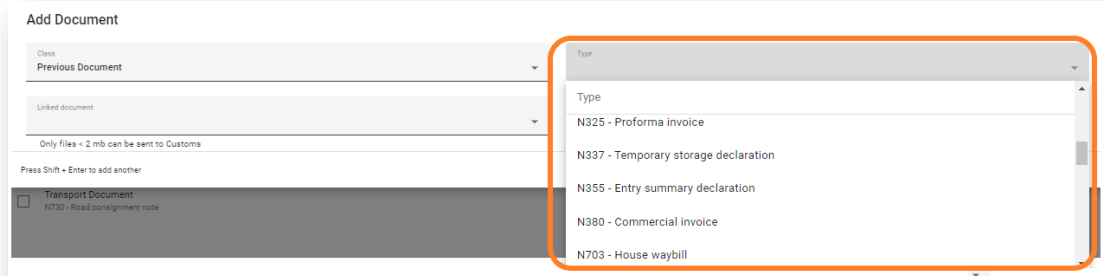


2. Select the Class of document to be included.



(Type of class: Previous document, Support document, Transport document, Additional reference, Additional information).

3. Select the type of document to be included.



Fill the necessary fields for each document. (Each document selected will have mandatory and optional fields as per NCTS 5 specifications).

Document list can be filtered and sorted by: Class, Reference or Type.

2.4.1 Specific Documents.

In every country which will migrate or has migrated to NCTS 5, TransitNet has specific documents loaded by default to assist in faster data entry for the user (Commercial Invoice, CMR, etc.,)

2.5 Transport Equipment

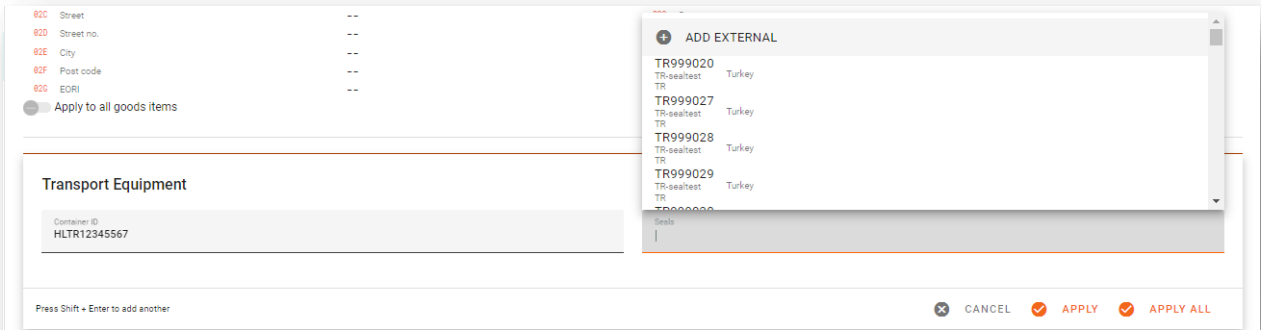
Seal and Container sections are removed and combined in a new **Transport section** with information for both.

The new section will contain a table with the following columns:

- Container ID: Same as current field
- Seals: Seals associated with the unit (container, trailer, truck, etc.,)

A unit could have more than one Seal. A seal can be included without a Container ID

Applying the container and seal to several created items will remain the same as current container section as well as the use of template to create them.



Seal restriction. Same logic as in NCTS 4 will remain. Depending on the country of departure and type of declaration (normal/simplified) restrictions on the ability to include external or SGS seals will be included.

For some countries as Spain, Bulgaria and Croatia any type of user would have the ability to include any type of seal for all declaration types.

2.6 Split Functionality

During the transition period, as mentioned, there are a set of transitional rules that apply.

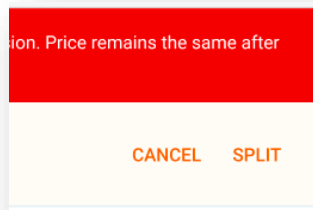
One of the most important rules restricts the use of more than one House of consignment (E1406).

```

E1406 Technical Description:
IF <Decisive Date> is LESS than or EQUAL to <TPendDate>
THEN
/*RiskAnalysisIdentification/RiskAnalysis/RiskAnalysisResult AND
/*/Consignment/ActiveBorderTransportMeans AND
/*Consignment/HouseConsignment AND
/*Consignment/HouseConsignment/ConsignmentItem/Commodity/DangerousGoods
multiplicity shall be set to '1x'
  
```

The House of consignment is the lowest level where the Consignor can be informed in the XML. Therefore, no more than one consignor can be informed in the XML to customs. To avoid any manual action from the user, TransitNet will split the declaration created by the user with multiple consignors in different declarations within the same group.

The split functionality will be triggered once the original declaration is validated and does not contain errors. The user will need to accept this split to be able to submit the group generated.



The price of the declaration will remain the same so clients are not affected economically due to this rule.

This will apply as general behavior to all countries but there are some countries that allow shortcuts to avoid it. Ireland and Great Britain will allow not to send the consignor in case there are more than one during the transition period. Declaration in these countries will not be split.

3 Poland as Country of Departure

- The split functionality will be activated during the NCTS 5 transition period as explained in [chapter 2.6](#).
- The Simplified procedure is maintained as in NCTS 4. The default limit date selected will be the current date plus 11 days. User can change this date, but it will be validated not to be more than current date plus 30days.
- Under the normal procedure, as in NCTS 4, it is possible to fill the Agreed location code. It is a free text field.

AGREED LOCATION

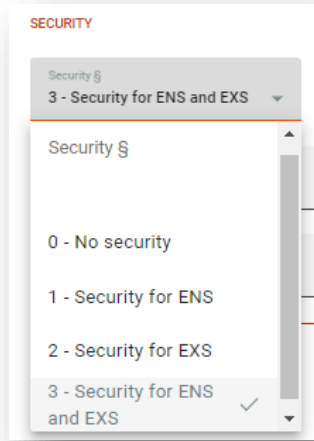
Agreed location code
Agreed location code

Please be aware that an incorrect location code will cause an error. Customs checks and validate the pattern code. Same valid location codes used in NCTS 4 are allowed in NCTS 5.

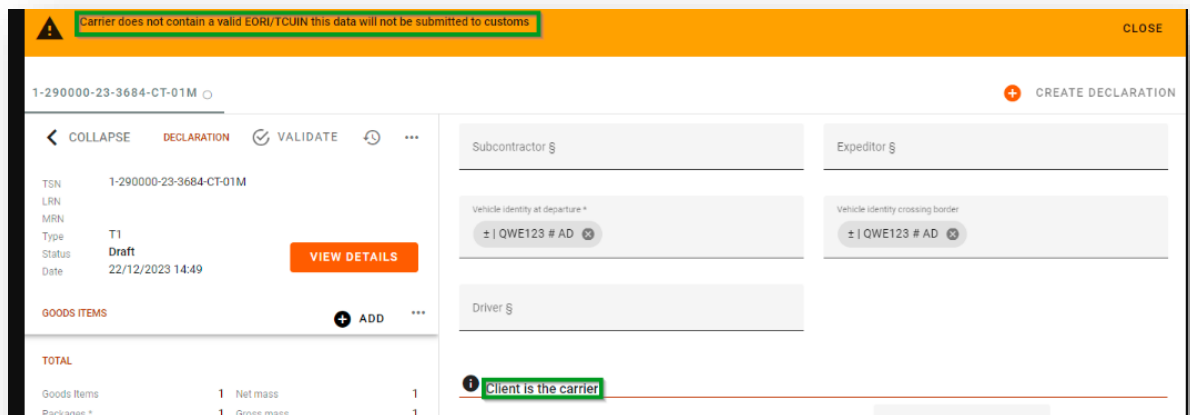
Examples of valid patterns:

- Type A: designated sites [PL000000MW0000](#) & bonded zone [PL000000FZ0000](#).
- Type B: customs warehouse [PLCWP000000000000](#), [PLCW100000000000](#), [PLCW200000000000](#) & temporary storage [PL000000FZ0000](#).
- Type C: approved places by customs office [PL000000MU0000](#).

- The security set by default in Poland will be = 3. The 4 possible values are available:



- Default documents included are:
 - Declarations with type = T1:
 - Supporting document N380 – Commercial invoice,
 - Transport document N730 – Road Consignment note.
 - Declaration with type = T2:
 - Supporting document N380 – Commercial invoice,
 - Transport document N730 – Road Consignment note.
 - Previous document N830 – Export declaration.
- Carrier valid EORI: System will validate that the client or subcontractor included has a valid EORI number saved on its profile. Only that value can be submitted as the carrier to customs. If the format is incorrect, a warning will be raised informing the user that no carrier information will be submitted:



- National Documents. Polish customs keeps accepting in NCTS 5 some national document codes not included in other countries including:

Supporting Documents PL codes:	Description
	CITES Import permit
	Presentation of the required "CITES" certificate
	CITES Export permit or Re-export certificate issued by a third country
	Certificate issued by the Servicio Nacional de Sanidad y Calidad Agroalimentaria (Senasa) of Argentina for flint maize
	Export authorisation by virtue of article 3c.6e of Council Regulation (EU) 833/2014
	Export authorisation by virtue of articles 2 (3) (a) or 2 (3) (b) of Council Regulation (EU) 2023/1529
	Export authorisation by virtue of articles 1f.5a of Regulation (EC) No 765/2006
	Export authorisation by virtue of articles 1f.4 of Regulation (EC) No 765/2006
	Transit Licence for dual Use Items - referred to in Article 7 of the Regulation (EU) 2021/821 of the European Parliament and of the Council
	Export authorisation by virtue of article 3k.5a of Council Regulation (EU) 833/2014
	Export authorisation by virtue of paragraphs 1 and 3 of Article 2e of Council Regulation (EU) No 692/2014
	Export authorisation by virtue of article 3k.5 of Council Regulation (EU) 833/2014
	Export authorisation by virtue of article 3c.6c of Council Regulation (EU) 833/2014
	SWR16 - Świadectwo połowowe zatwierdzone w Single Window
	Dokument potwierdzający kontrolę graniczną przesyłki pasz
	Opinia w zakresie środków ochrony roślin wydana poza systemem Single Window
	SWR09 - Opinia WIORiN do informacji o zamiarze wprowadzenia środków ochrony roślin na terytorium RP, wydana w Single Window
	Rejestr Transgranicznego Przemieszczania Odpadów - rejestr zgłoszeń i decyzji w zakresie międzynarodowego przemieszczania odpadów - tranzyt przez terytorium kraju
	Świadectwo spełnienia wymagań zdrowotnych przez środek spożywczy

Additional Information PL codes:	Description
200	Several occurrences of documents and parties
700	Discharge of inward processing. IP' and the relevant authorisation number or INF number
800	Discharge of inward processing (specific commercial policy measures)
900	Discharge of temporary admission. 'TA' and the relevant authorisation number
07P17	Dokumenty wymagane w obrocie z krajami trzecimi na podstawie przepisów o kontroli zgodności z normami handlowymi
10300	Towary UC/Z, Polityka handlowa
10200	Towary UC/Z
3PL20	Deklaracja uproszczonej procedury tranzytu po wywozie lub powrotnym wywozie
PHU01	Pomoc humanitarna dla określonego kraju, regionu, grupy etnicznej np. w związku z konfliktami wojennymi, społecznymi, politycznymi, itp.
POW01	Powiadomienie o zwolnieniu do tranzytu, wysyłane do innych podmiotów niż wysyłający zgłoszenie tranzytowe
DS002	kod informujący, że dana pozycja towarowa zgłoszenia celnego zamyka częściowo deklarację czasowego składowania dla jednego kontenera.
DS001	po tym kodzie należy podać oznaczenie magazynu czasowego składowania z którego wyprowadzany jest towar
PCS01	Powiadomienie o zwolnieniu do tranzytu, wysyłane do operatora portowego obsługującego przesyłki kontenerowe
00WGN	Wagony
0PL11	e-zalacznik

Additional Reference PL codes:	Description
Y935	Towary nieobjęte przepisami rozporządzenia (UE) nr 1332/2013 (Dz.U. L 335)