



NCTS 5 USER INTERFACE CHANGES

Prepared by
SGS Group
28th November 2024
Version 1.02





Contents

1	Introduction	3
2	General Changes	4
	<i>Use of HS codes.....</i>	<i>4</i>
	<i>Declaration Header.....</i>	<i>5</i>
	New Custom Transit offices details.....	5
	New Security Section	6
	<i>Good Items</i>	<i>7</i>
	Unique Consignment Reference Number (UCR).....	7
	CUS Code	8
	Packaging Section.....	9
	<i>Document Section</i>	<i>10</i>
	Specific Documents.....	11
	<i>Transport Equipment.....</i>	<i>11</i>
	<i>Split Functionality.....</i>	<i>12</i>
3.	Lithuania as Country of Departure	Error! Bookmark not defined.
18.	Lithuania as Country of Departure	14
	<i>List of documents in Lithuania which need to be uploaded at customs.....</i>	<i>21</i>

1 Introduction

This document includes a short guideline for SGS TransitNet users to understand the main changes to the TransitNet interface which have been implemented in connection with NCTS 5.

NCTS 5 brings changes to the data and data model required by customs. In upgrading our connections to NCTS 5, SGS have tried to limit the number of changes to the user interface.

To accommodate the new data elements required for an NCTS 5 declaration, some changes have been made to the layout of a transit declaration in TransitNet which will be visible by users.

This instruction will cover the main details you should be aware of when creating a declaration from in NCTS 5 with specifics added for departures from Serbia.

Key terminology:

- **NCTS:** New Computerized Transit System.
- **Transition period:** The NCTS 5 will be deployed by members in two stages. During the first stage starting in 2023 until the last country joins NCTS 5, the countries will use the transitional mode. This transitional mode can be call NCTS 5.1. During 5.1. Some concrete rules and conditions will be applied to ensure that transactions between countries using different NCTS 5 versions works. One of the highest impact points is the restriction of the use of one House of consignment.
- **House Of Consignment:** New level included in the NCTS 5 Data structure sent to customs. It refers to the lowest transport information provided, and this applies to all its Consignment Items (each Consignment can contain up to 1999 House Consignments) – During transition this is restricted to 1 House of Consignment. It is the lowest level where the Consignor can be declared. This level is automatically generated by Transitnet, so the user only sees the Header level and good item.
- **DG TAXUD:** Directorate-General for Taxation and Customs Union.
- **TCUIN:** Third Country Unique Identification Number.

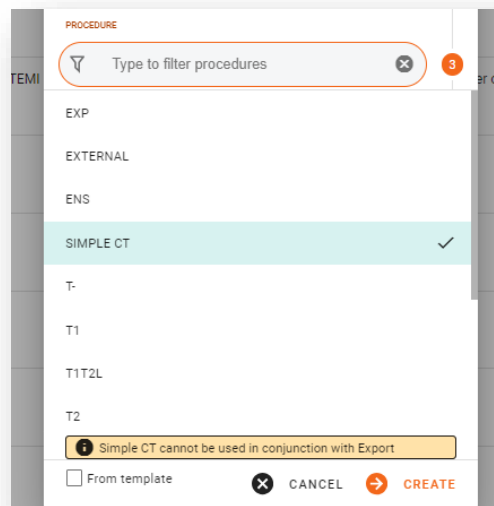
2 General Changes

2.1 Use of HS codes

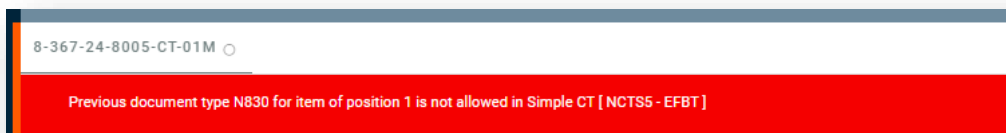
Once the user selects the country of departure, it is necessary to select the type of declaration to be created. NCTS 5 include restrictions in the use of "Simple CT" declarations (where the HS code is not necessary to be declared).

The Simple CT option will only be allowed in certain countries during the transition period. Once the final mode is activated for all countries this type of declaration will not be available for user selection.

Some countries which have already migrated (Germany, Latvia, Serbia...) to NCTS 5, Simple CT is not possible even during transition. Otherwise, this type of declaration can be selected:



However, users should note that Simple CT option cannot be used when an Export declaration is declared as a Previous Document – users are warned of such restriction by a warning in TransitNet and a validation.



This restriction does not apply in some countries where their export system is different to the European Union one (AES).

2.2 Declaration Header

HEADER			
Holder of Procedure SGS Beograd.d.o.o.	Country Serbia	Currency Euro	Type T1
Additional declaration type A - for a standard customs declarati...	Transport type RAIL	Language Turkish	CIN
Ticket Number			

Currently only one extra field is displayed – **Additional declaration type**.

This is currently a non-editable field as the only option included in the current scope is the option.

A. Possible options according to NCTS 5:

- Type A: Standard declaration (by default)

2.2.1 New Custom Transit offices details

In addition to the current Custom Office of Transit, NCTS 5 includes a new role for the transit office.

- the Custom Office of Exit for Transit, identified in TransitNet as TXT.

This new role refers to the customs office competent for the point of exit from the Security Area (border of Customs Territory of the Union) responsible for assessing safety and security data.

By default, when selecting Route / Customs Office if CO (customs office) has multiple roles, then:

- If CO has TRA role (normal transit role), it will be selected by default.
- if CO has one role (only either TXT or TRA), that role will be selected by default.

To change the Role of a custom offices, the user should click over the tag of the CO and select the needed role (TRA; TXT).

Customs offices

- TRA HR030503
- RGP_JASENOVAC
- Customs offices
- TXT RS011096

Transit

✓ Exit for Transit

During and post transition period this role is optional to use. It should only be used in case the security field selected is equal to 2 (security for EXS) or 3 (security for EXS and ENS) and there is not a custom office of transit declared for country of routing outside the Country Customs Security Agreement Area.

There could be some national authorities that request to declare it. As an example, in Germany this role is mandatory if security is 2 or 3. So at least one Custom Office of Exit for Transit should be declared with this role.

2.2.2 New Security Section

Security section has been changed for NCTS 5. The checkbox in NCTS 4 has been replaced by a list of values. It will allow the user to select between (0,1,2,3):

- 0 → Not necessary to lodge ENS (Entry Summary Declaration) & EXS (Exit Summary Declaration) documents in the declaration.
- 1 → Necessary to lodge the ENS declaration.
- 2 → Necessary to lodge the EXS declaration.
- 3 → Necessary to lodge the ENS&EXS declaration.

If a value different from "0" is selected the below fields will be mandatory:

Below fields will be mandatory:

- Place of Loading
- Country of Loading.
- Place of Unloading
- Place of unloading Country

SECURITY

Security §
 1 - Security for E... ▾

Place of loading Place of unloading

Country of loading Country of unloading

2.3 Good Items

Over this section some fields have been changed but the main changes are related with the document section.

2.3.1 Unique Consignment Reference Number (UCR)

During the transition period this field will be optional and can have up to 35 characters. The UCR will be mandatory (after transition period) in case the same Transport document is not included in the declaration by consignor (C502).

GOODS ITEM #1

Country of despatch Country of destination HS Code

Apply to all goods items Apply to all goods items

UCR CUS code [OPEN ECICS](#)

0
0
10 €

MASS VALUE

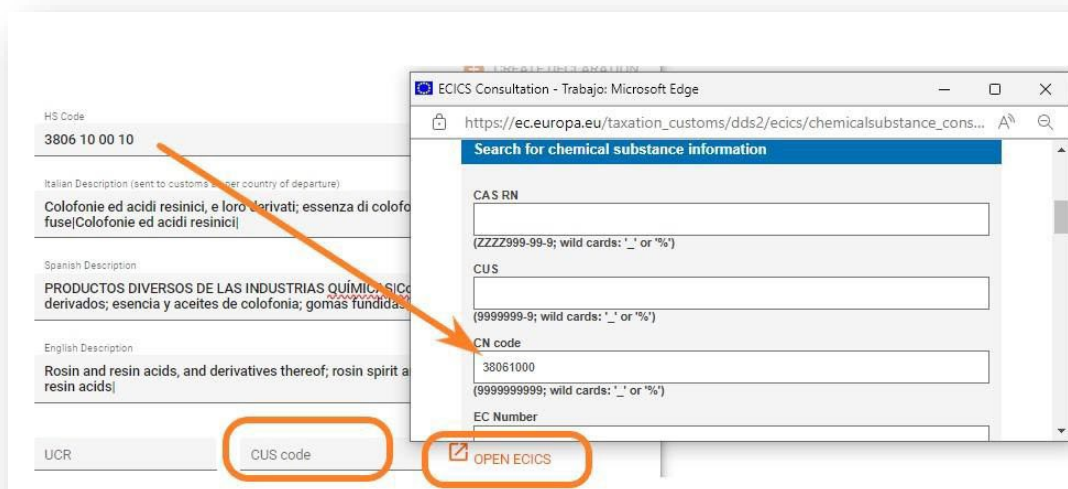
Gross kg Net kg Value Currency Euro

2.3.2 CUS Code

The Customs Union and Statistics (CUS) number is the identifier assigned within the European Customs Inventory of Chemical Substances (ECICS) to mainly chemical substances and preparations.

It is currently an optional field. To fill it in case is requested by any authority kindly follow below steps:

1. Click on the link to open ECICS the pop-up window. Look for the code by including the 8 first digits of the HS Code in the CN code field and press on submit.



2. Then the list of CUS Code related with the CN code will be shown in results.

CUS	CN code	CAS RN	EC number	UN number	Nomen.	Name
0010001-6	38061000	514-10-3	208-178-3		COMMON	abietic acid, technical
0113651-2	38061000	8050-09-7	232-475-7		COMMON	rosin

3. Include the selected CUS code from the EU database. The format to include it would be 9 Characters XXXXXXXX-X and can be copied and pasted.

2.3.3 Packaging Section

Few changes in this section compared with the NCTS 4. "Marks and numbers" have been changed to "Shipping Marks."

N° of packages and Shipping Marks are mandatory unless the type of package included is bulk package.

While for Packages type Packages Unpacked i.e. (in values "NE", "NF", "NG) N° of packages is mandatory and Shipping Marks optional.

A validation is included in TransitNet to ensure the user completes the correct fields.

The screenshot shows a form titled "Packages". It has two main input fields: "Type" and "Shipping Marks". The "Type" field is a dropdown menu with "VL-Bulk, liquid" selected. The "Shipping Marks" field is a text input with "Shipping Marks" entered. Below the fields, there is a hint "Press Shift + Enter to add another" and two buttons: "CANCEL" and "DONE".

The screenshot shows a form titled "Packages". It has three main input fields: "Type", "No. of Packages", and "Shipping Marks". The "Type" field is a dropdown menu with "NG-Unpacked o..." selected. The "No. of Packages" field is a text input with "12" entered. The "Shipping Marks" field is a text input with "232323" entered. Below the fields, there is a hint "Press Shift + Enter to add another" and two buttons: "CANCEL" and "DONE".

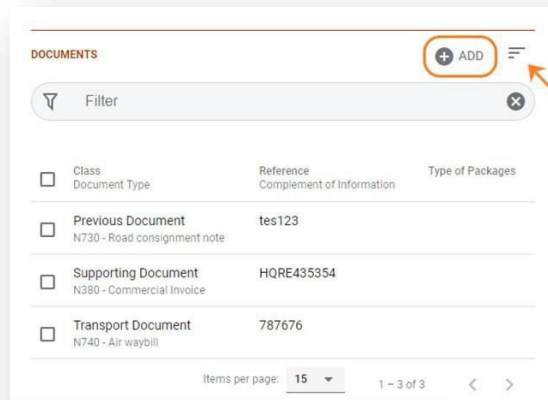
2.4 Document Section

NCTS 5 presents a unique section where the different class documents would be uploaded. This differs with the NCTS 4 different sections where documents can be included in the UI (Accompanying documents, Previous documents, etc.)

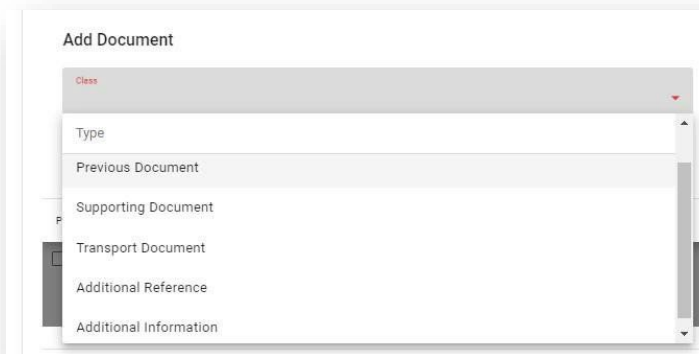
This document section will work as explained below:

Steps to include them:

1. Users need to click on "ADD" to add a new document.

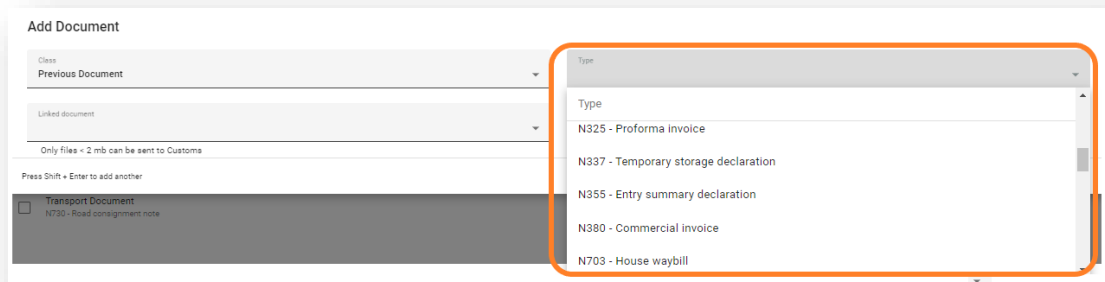


2. Select the Class of document to be included.



(Type of class: Previous document, Support document, Transport document, Additional reference, Additional information).

3. Select the type of document to be included.



Fill the necessary fields for each document. (Each document selected will have mandatory and optional fields as per NCTS 5 specifications).

Document list can be filtered and sorted by: Class, Reference or Type.

2.4.1 Specific Documents.

In every country which will migrate or has migrated to NCTS 5, TransitNet has specific documents loaded by default to assist in faster data entry for the user (Commercial Invoice, CMR, etc.,)

2.5 Transport Equipment

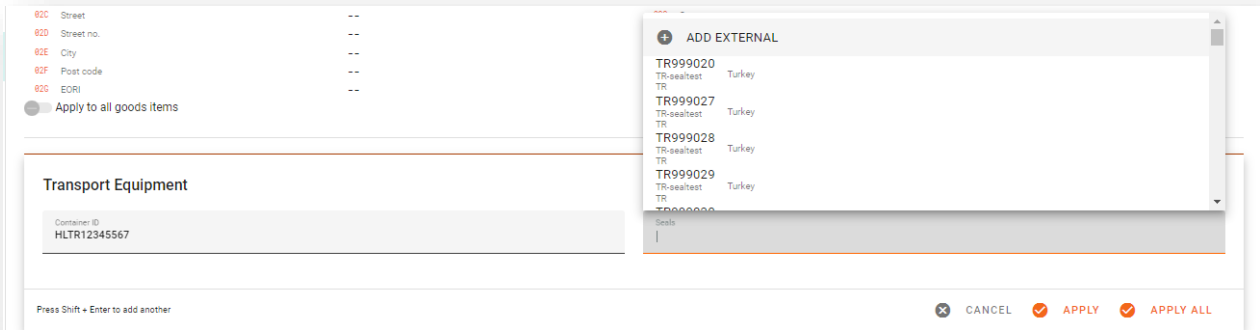
Seal and Container sections are removed and combined in a new **Transport section** with information for both.

The new section will contain a table with the following columns:

- Container ID: Same as current field
- Seals: Seals associated with the unit (container, trailer, truck, etc.,)

A unit could have more than one Seal. A seal can be included without a Container ID

Applying the container and seal to several created items will remain the same as current container section as well as the use of template to create them.



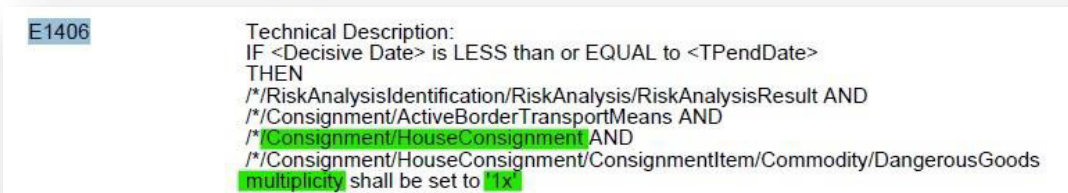
Seal restriction. Same logic as in NCTS 4 will remain. Depending on the country of departure and type of declaration (normal/simplified) restrictions on the ability to include external or SGS seals will be included.

For some countries as Spain, Bulgaria and Croatia any type of user would have the ability to include any type of seal for all declaration types.

2.6 Split Functionality

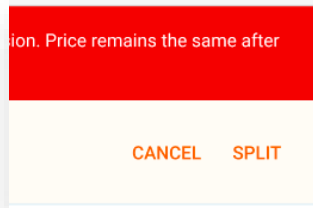
During the transition period, as mentioned, there are a set of transitional rules that apply.

One of the most important rules restricts the use of more than one House of consignment (E1406).



The House of consignment is the lowest level where the Consignor can be informed in the XML. Therefore, no more than one consignor can be informed in the XML to customs. To avoid any manual action from the user, TransitNet will split the declaration created by the user with multiple consignors in different declarations within the same group.

The split functionality will be triggered once the original declaration is validated and does not contain errors. The user will need to accept this split to be able to submit the group generated.

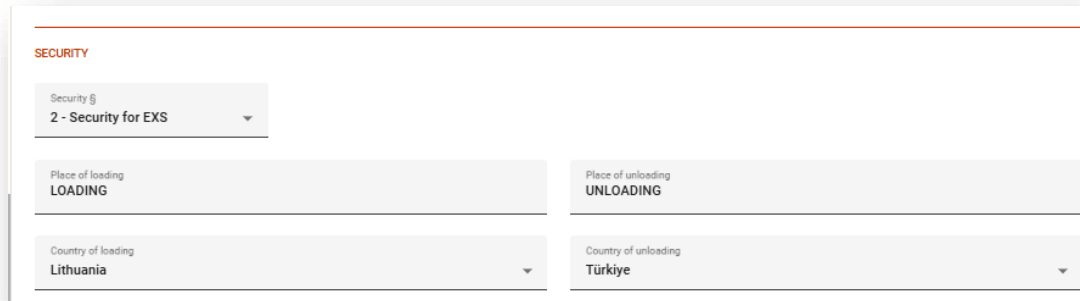


The price of the declaration will remain the same so clients are not affected economically due to this rule.

This will apply as general behavior to all countries but there are some countries that allow shortcuts to avoid it. Ireland and Great Britain will allow not to send the consignor in case there are more than one during the transition period. Declaration in these countries will not be split.

3. Lithuania as Country of Departure

- No Simple CT is allowed (same rule as in NCTS 4).
- Security Level is set to 2 by default:



- The only possible choices for security are:
 - 0 – No security
 - 2 – Security for EXS

With the activation of NCTS 5 Lithuanian customs has removed the ability to use the NCTS system to lodge the data related with the Entry Summary Declaration (ENS). This should be now done through external systems. Customs confirm that in cases where ENS declarations are required, they should be lodged before the submission of the transit declaration.¹

- Documents Upload: Lithuanian Customs request to upload documents in the transit declarations for some specific document types. This means that if the document type selected is included in the required list the user will have to upload the document in the header section and then link it to the document type at good item document section.

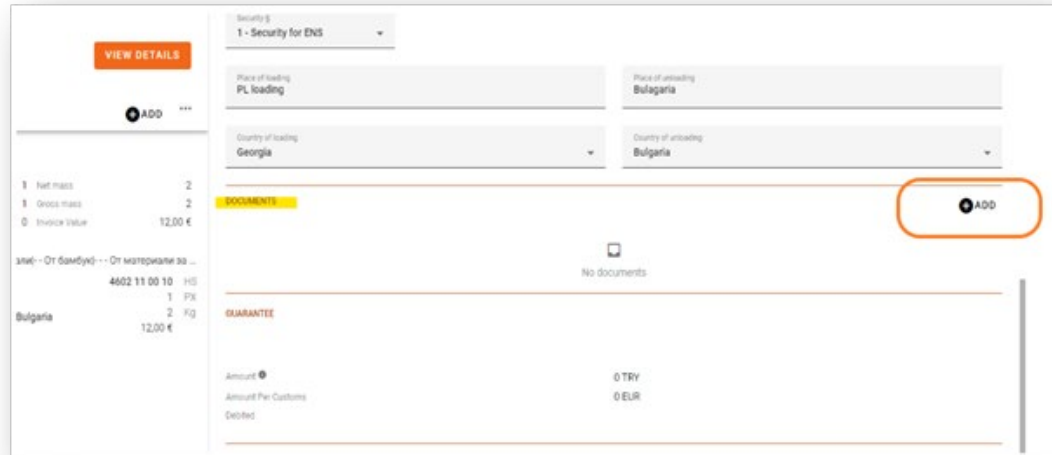
The list of documents which requires documents to be uploaded are included [here](#).

How to upload documents:

The flow to upload documents in customs systems could change depending on each country requirements however the idea is to keep as simple as possible in TransitNet.

- DOCUMENT SECTION AT HEADER LEVEL
The header level at declaration part remains the same as currently is for all countries of departures. In this section user can upload different types of documents and sizes, including (zip files, PDFs, images...)

¹ Please contact with your client center for more information about how to fill ENS declaration in Lithuania.

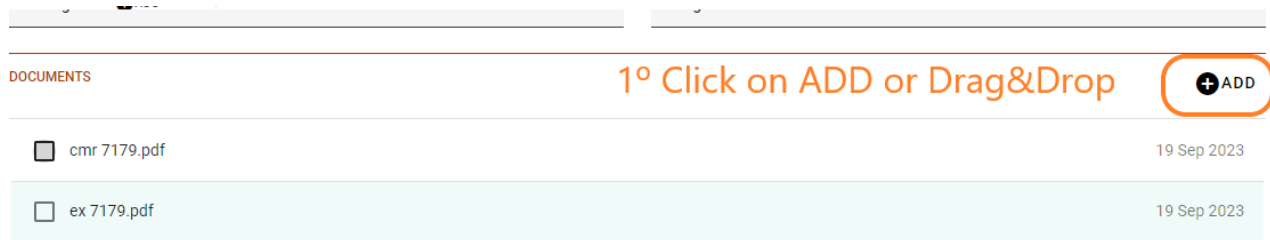


There are some SGS security restrictions that will prevent the user to upload certain version of PDFs documents, etc.

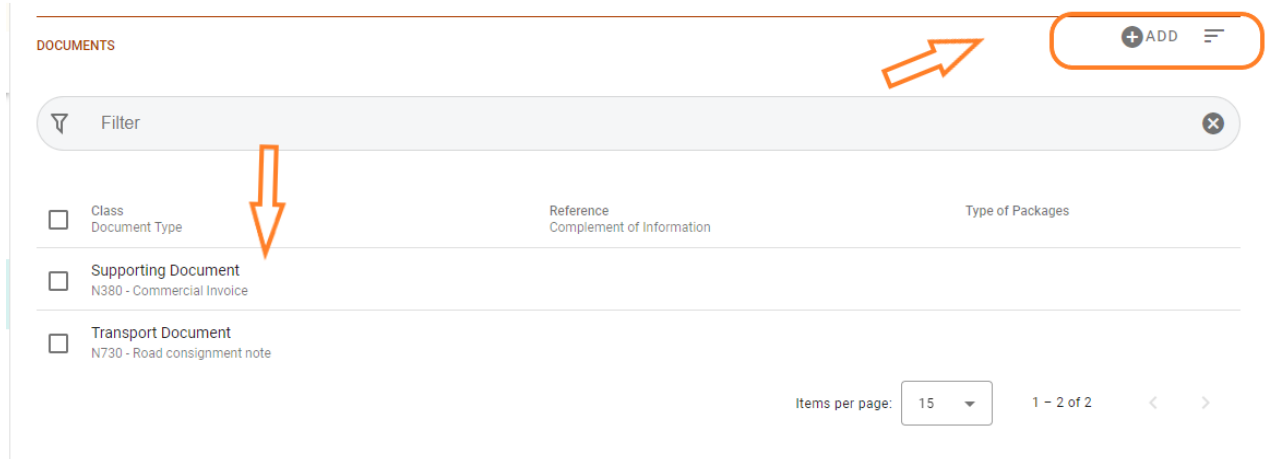
- DOCUMENT SELECTION AT GOOD ITEM LEVEL.
Once the user declares a document that is included in the list which customs requires to be uploaded. By selecting the document type and including the reference number, it is necessary to include a link to the documents uploaded at the header section.

STEPS TO BE DONE

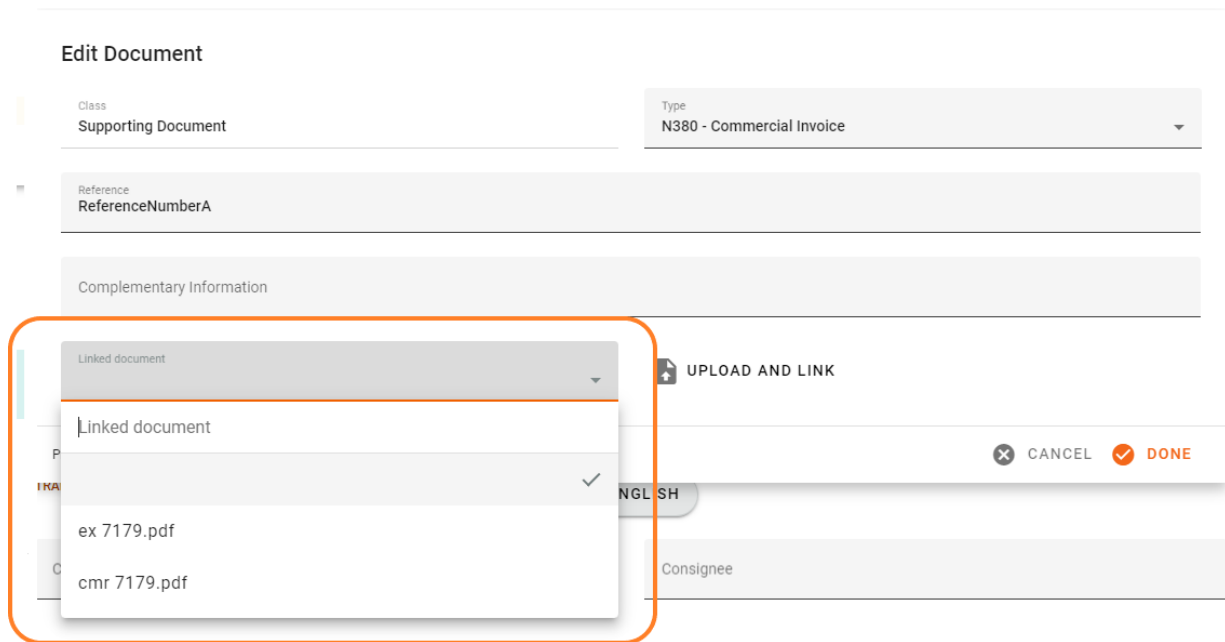
1. Create the declaration and upload the document at header level:



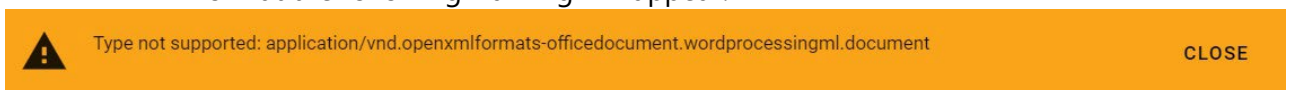
2. Create the good item – and include all the necessary fields.
3. At good item level under the document section. Click on add to include a new document selecting the type or click in the default documents automatically created.



4. Fill the necessary fields (Type, Reference, etc.) and if the document type is on the list of documents that requires an attachment then the "Linked Document" field will be shown. If that is the case, select the link from previously uploaded documents at header level.

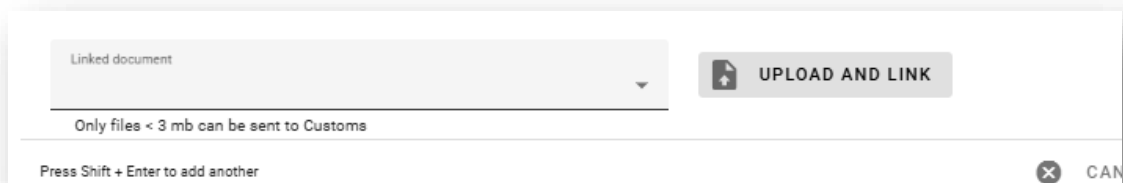
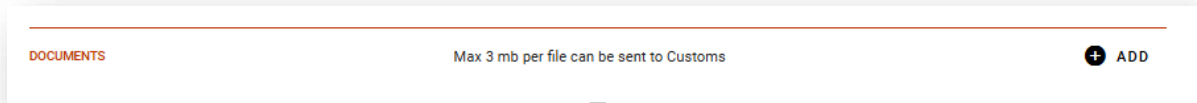


5. Once the link is included, click on Done to save the changes.
6. Please note when uploading documents, only specific document formats (.pdf, .bmp, .gif, .jpeg, .png, .jpg) are allowed, if you upload a document in another format the following warning will appear:



7. If a user has forgotten to upload at header level a required document, the possibility to upload a new document at good item level is granted using the button Upload and Link. If users decide to upload a new document using this button, once the document is uploaded, the link to this new document will be automatically selected.

There is a limit on the size allowed per file to be uploaded. The limit in Lithuania is set to 3mb - for that reason a limitation is included in the documents list to show in the dropdown step (4^o) Only documents with a size <3mb will be shown.



During transition period the link should be included at least one time for the items belonging to the same Consignor that has the same Document type (N730) and same Reference Number

Example, if document type N730 with reference number equal to "CMR 1234" is included in 3 items 2 of consignor A and 1 for Consignor B. Then the link should be included at least in one item of consignor A and one item of consignor B.

Consignor A

Item 1 – N730 – Reference CMR 1234 -> Link needed.

Item 2 – N730 – Reference CMR 1234 -> Link not needed.

Consignor B

Item 3 – N730 – Reference CMR 1234 -> Link needed.

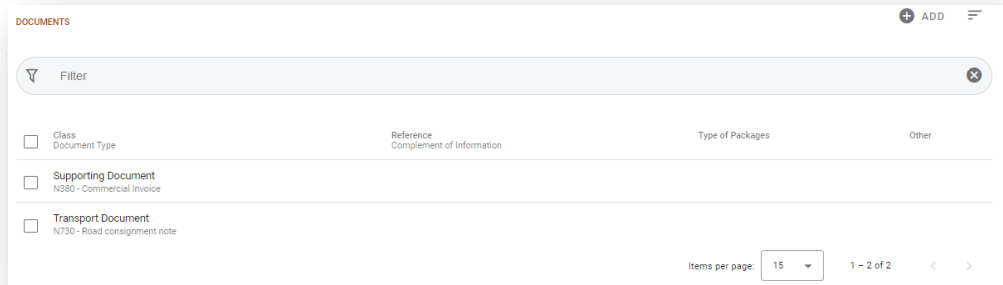
Otherwise, the below validation error will raise informing where the link is missing:

The link for the below documents is missing. Please upload the document and link it accordingly at least in one item.

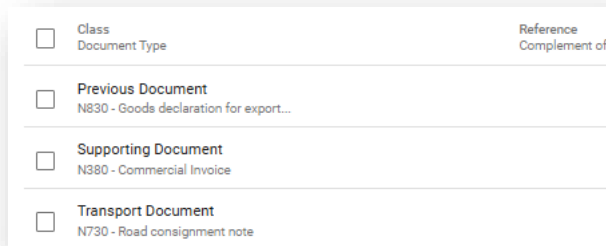
Previous Document - N830 - 3234123 - Consignor ATLANTIC GLASS GROUP LTD

Transport Document - N730 - CMR1 - Consignor ATLANTIC GLASS GROUP LTD

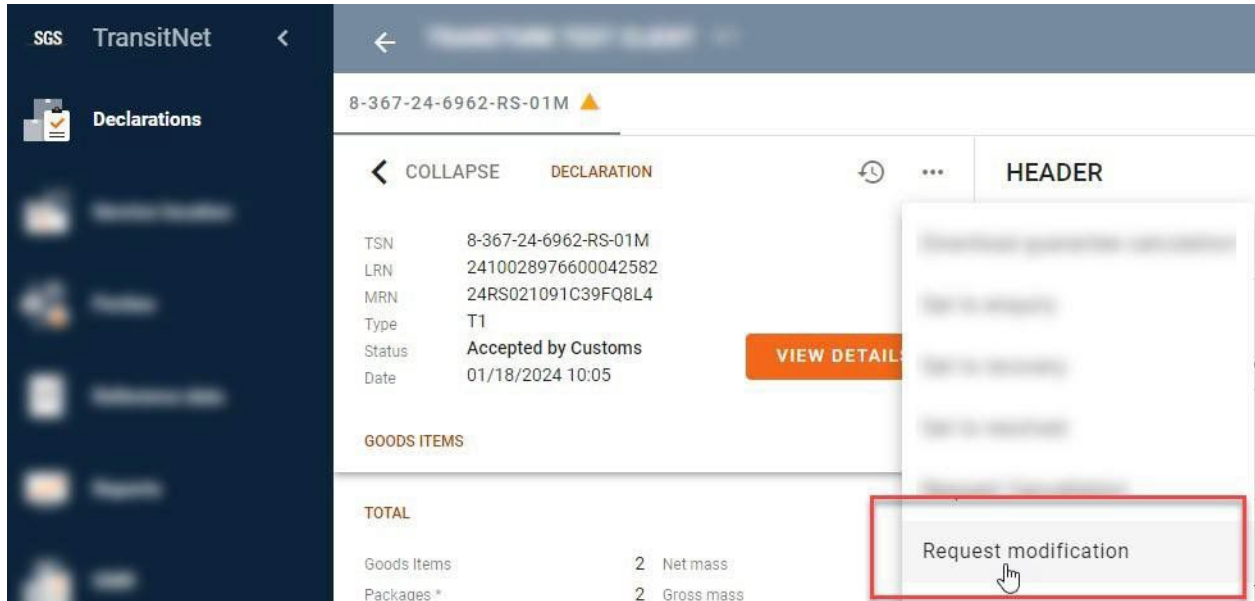
- The documents that are set by default are:
 - Declarations with type = T1:
 - Supporting document N380 – Commercial invoice,
 - Transport document N730 – Road Consignment note.



- Declaration with type = T2 would have the same documents but if the termination country selected is Turkey then the previous document N830 will be created by default :
 - Supporting document N380 – Commercial invoice,
 - Transport document N730 – Road Consignment note.
 - Previous document N830 – Export declaration.



- Submitting an amendment IE013 is possible when the declaration has status “Accepted by Customs” – at three dots menu, user has the option to “Request modification.”



After clicking “Request modification” user must include a reason of the modification and press “Submit”

HEADER

Holder of Procedure SGS Beograd d.o.o	Country Serbia
Currency § Euro	Type T1
Additional declaration type A - for a standard customs declaration (under Arti...	Transport type ROAD
Language 00 Turkish	CIN
Ticket Number	

MEANS OF TRANSPORT

Subcontractor §	Expeditor §
Vehicle identity at departure * ± 11 TT 75 # FR	Vehicle identity crossing border ± 11 TT 75 # FR
Driver §	

AMENDMENT REASON

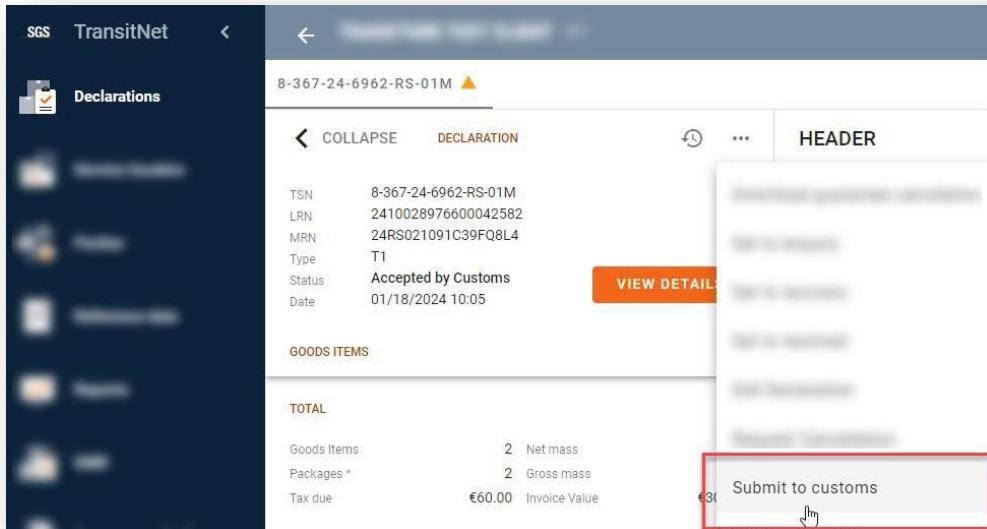
IDENTIFIERS

TSN
8-367-24-6962-RS-01M

Add a Reason
Wrong number of packages

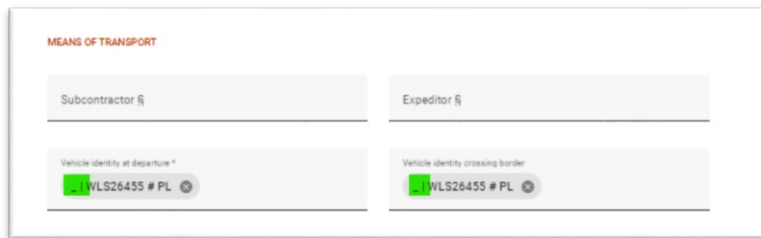
CANCEL **SUBMIT**

This leaves the declaration open to amendments. User should make the necessary changes, click on save and then press "Submit to customs" which is located under the three dots.

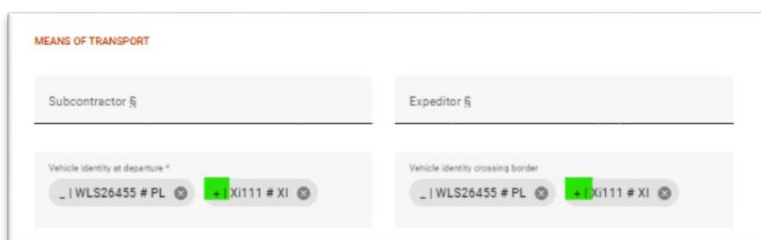


Please note the following fields cannot be amended when requesting amendment:

- Holder Of the Transit Procedure.
 - Guarantee reference number.
 - Customs Office of Departure.
 - HS code.
 - Security data – only the value indicated (0, 1, 2 or 3) cannot be changed.
- Road Mode of transport. Similar NCTS 5 validations as in other countries. If the user selects Road and there is only a Trailer included on the vehicle registration details



Customs will reject it with the error reason: R0474. This rule requires to submit at least tractor (+) or a truck (+/-) besides the trailer.



List of documents in Lithuania which need to be uploaded at customs.

Document Type:	Description:
C085	Common Health Entry Document for Plants and Plant Products (CHED-PP) (as set out in Part 2, Section C of Annex II to Commission Implementing Regulation (EU) 2019/1715 (OJ L 261))
C402	CITES Export permit or Re-export certificate issued by a third country
C605	Information sheet INF3
C612	Internal Community transit declaration, T2F
C620	T2LF document
C640	Common Health Entry Document for Animals (CHED-A) (as set out in Part 2, Section A of Annex II to Commission Implementing Regulation (EU) 2019/1715 (OJ L 261))
C641	Dissostichus - catch document import
C651	Electronic administrative document (e-AD), as referred to in Article 3(1) of Reg. (EC) No 684/2009
C656	Dissostichus - Catch document export
C658	Fallback Document for movements of excise goods under suspension of excise duty, as referred to in Article 9(1) of Commission Delegated Regulation (EU) 2022/1636
C673	Catch certificate
C678	Common Health Entry Document for Feed and Food of Non-Animal Origin (CHED-D) (as set out in Part 2, Section D of Annex II to Commission Implementing Regulation (EU) 2019/1715 (OJ L 261))
C690	FLEGT import licence for timber
L001	Import licence AGRIM
L079	Textile products: import licence
L100	Import licence "controlled substances" (ozone), issued by the Commission
L116	Kimberley Process Certificate
N002	Certificate of conformity with the European Union marketing standards for fresh fruit and vegetables
N003	Certificate of quality
N018	ATR certificate
N235	Container list
N271	Packing list
N325	Proforma invoice
N337	Summary declaration for temporary storage
N355	Entry summary declaration
N380	Commercial invoice
N703	House waybill
N704	Master bill of lading
N705	Bill of lading
N714	House bill of lading
N720	Consignment note CIM

N722	Road list - SMGS
N730	Road consignment note
N740	Air waybill
N741	Master airwaybill
N750	movement by post including parcel post
N760	Multimodal/combined transport document
N785	Cargo manifest
N787	Bordereau (cargo load list)
N820	Transit declaration "T"
N821	External Community transit declaration / common transit, T1
N822	Internal Community transit declaration T2
N825	T2L document
N830	Goods declaration for exportation
N851	Phytosanitary certificate
N852	Analysis and health certificate
N853	Common Health Entry Document for Products (CHED-P) (as set out in Part 2, Section B of Annex II to Commission Implementing Regulation (EU) 2019/1715 (OJ L 261))
N864	Invoice declaration or origin declaration made out by any exporter on invoice or any other commercial document
N933	Cargo declaration (arrival)
N941	Embargo permit
N951	TIF form
N952	TIR Carnet
N954	Movement certificate EUR.1
N955	ATA carnet
X072	Transit Licence for dual Use Items - referred to in Article 7 of the Regulation (EU) 2021/821 of the European Parliament and of the Council
Y015	The rough diamonds are contained in tamper-resistant containers, and the seals applied at export by the participant (Kimberley process) are not broken
Y022	Consignor / exporter (AEO certificate number)
Y023	Consignee (AEO certificate number)
Y024	Declarant (AEO certificate number)
Y025	Representative (AEO certificate number)
Y026	Principal (AEO certificate number)
Y027	Warehousekeeper (AEO certificate number)
Y028	Carrier (AEO certificate number)
Y029	Other authorised economic operator (AEO certificate number)
Y031	This certificate code may be used to indicate that shipments are coming from or going to an Authorised Economic Operator (AEO) in a third country with which the European Union (EU) has concluded a mutual recognition agreement regarding AEO programmes. In addition to the certificate code (Y031) the identification code of this third country AEO must
Y032	Other goods than those seal products mentioned in Regulation (EU) 2015/1850 (OJ L 271)
Y053	Goods not concerned by labelling requirements on fluorinated greenhouse gases as referred to Article 12, paragraph 1 of Regulation (EU) No 517/2014

Y054	Goods labelled according to the provisions of Article 12, paragraph 1 of Regulation (EU) No 517/2014
Y057	Goods not requiring the presentation of a FLEGT import licence for timber
Y062	Products which are not containing, consisting of or produced from rice (Commission Implementing Decision 2011/884/EU)
Y066	Products which are not containing or consisting of betel leaves ('Piper betle')
Y070	Exemption from the requirement of presenting FLEGT licence by virtue of Article 4.3 of Council Regulation (EC) No 2173/2005
Y100	Special entries on the import licence AGRIM
Y117	Dangerous product — release for free circulation not authorised — Regulation (EU) 2019/1020, Art. 28(1)
Y118	Product not in conformity — release for free circulation not authorised — Regulation (EU) 2019/1020, Art. 28(2)
Y900	Declared goods do not belong to the Washington Convention (CITES)
Y901	Product not included in the dual use list
Y902	Goods other than those described in the OZ footnotes linked to the measure
Y903	Declared goods are not included in the list of cultural goods
Y907	Goods that will be used by military or civil personnel of a Member State, if such personnel is taking part in an EU or UN peace keeping or crisis management operation in the third country of destination, or in an operation based on agreements between Member States and third countries in the field of defence
Y909	Goods not concerned by Regulation (EC) No. 1984/2003
Y910	Bigeye tuna taken by seiners or baitboats and intended mainly for the canning industry in the areas of application of the Agreement for the establishment of the Indian Ocean Tuna Commission (IOTC Agreement) and the ICCAT Convention.
Y916	Product not subjected to the provisions of Regulation (EU) No 649/2012 on the export and import of dangerous chemicals, Annex I
Y917	Product not subjected to the provisions of Regulation (EU) No 649/2012 on the export and import of dangerous chemicals, Annex V
Y919	Reference Identification Number for chemicals subject to the provisions of Art. 2(3) of Regulation (EU) No 649/2012
Y922	Other than cats and dogs fur as mentioned by Regulation (EC) No 1523/2007 (OJ L 343)
Y923	Product not subjected to the provisions of Regulation (EC) No 1013/2006 (OJ L 190)
Y924	Goods not concerned by Regulation (EU) 2017/852
Y926	Goods not concerned by import prohibition on fluorinated greenhouse gases
Y927	The declared goods are not concerned by Council Regulation (EC) No. 1005/2008
Y929	Goods not concerned by Regulation (EC) No 834/2007 (organic products)
Y930	The declared goods are not concerned by Commission Decision 2007/275/EC and Commission Implementing Regulation (EU) 2019/2007
Y931	Goods benefitting from derogation to veterinary controls according to Article 6.1b of Commission Decision (EC) No 275/2007
Y932	Goods benefitting from a derogation to CITES controls according to Article 7(3) of Council Regulation (EC) No 338/97
Y934	Product not subjected to the provisions of Regulation (EU) No 258/2012 for export of firearms, their parts and components and ammunition
Y937	The declared goods are not concerned by Commission Implementing Regulation (EU) 2019/1793
Y942	The declared goods are not concerned by Commission Implementing Regulation (EU) 2016/1141

Y950	Goods other than pre-charged equipment with hydrofluorocarbons
Y951	Exemption from the reduction of the quantity of hydrofluorocarbons placed on the market by virtue of Article 16.2 (a), (b), (d), (e) of Regulation (EU) 2024/573