



NCTS 5 USER INTERFACE CHANGES

Prepared by
SGS Group
15th January 2025
Version 1.02





Contents

1	Introduction	3
2	General Changes	4
	<i>Use of HS codes</i>	4
	<i>Declaration Header</i>	5
	New Custom Transit offices details	5
	New Security Section	6
	<i>Good Items</i>	7
	Unique Consignment Reference Number (UCR).....	7
	CUS Code.....	8
	Packaging Section.....	9
	<i>Document Section</i>	10
	Specific Documents.....	11
	<i>Transport Equipment</i>	11
3.	Hungary as Country of Departure	13



1 Introduction

This document includes a short guideline for SGS TransitNet users to understand the main changes to the TransitNet interface which have been implemented in connection with NCTS 5.

NCTS 5 brings changes to the data and data model required by customs. In upgrading our connections to NCTS 5, SGS have tried to limit the number of changes to the user interface.

To accommodate the new data elements required for an NCTS 5 declaration, some changes have been made to the layout of a transit declaration in TransitNet which will be visible by users.

This instruction will cover the main details you should be aware of when creating a declaration from in NCTS 5 with specifics added for departures from Serbia.

Key terminology:

- **NCTS:** New Computerized Transit System.
- **Transition period:** The NCTS 5 will be deployed by members in two stages. During the first stage starting in 2023 until the last country joins NCTS 5, the countries will use the transitional mode. This transitional mode can be call NCTS 5.1. During 5.1. Some concrete rules and conditions will be applied to ensure that transactions between countries using different NCTS 5 versions works. One of the highest impact points is the restriction of the use of one House of consignment.
- **House Of Consignment:** New level included in the NCTS 5 Data structure sent to customs. It refers to the lowest transport information provided, and this applies to all its Consignment Items (each Consignment can contain up to 1999 House Consignments) – During transition this is restricted to 1 House of Consignment. It is the lowest level where the Consignor can be declared. This level is automatically generated by Transitnet, so the user only sees the Header level and good item.
- **DG TAXUD:** Directorate-General for Taxation and Customs Union.
- **TCUIN:** Third Country Unique Identification Number.

2 General Changes

2.1 Use of HS codes

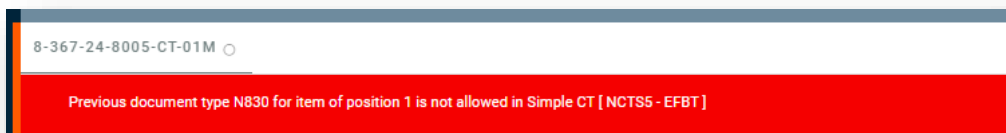
Once the user selects the country of departure, it is necessary to select the type of declaration to be created. NCTS 5 include restrictions in the use of "Simple CT" declarations (where the HS code is not necessary to be declared).

The Simple CT option will only be allowed in certain countries during the transition period. Once the final mode is activated for all countries this type of declaration will not be available for user selection.

Some countries which have already migrated (Germany, Latvia, Serbia...) to NCTS 5, Simple CT is not possible even during transition. Otherwise, this type of declaration can be selected:



However, users should note that Simple CT option cannot be used when an Export declaration is declared as a Previous Document – users are warned of such restriction by a warning in TransitNet and a validation.



This restriction does not apply in some countries where their export system is different to the European Union one (AES).

2.2 Declaration Header

HEADER			
Holder of Proceeds SGS Beograd d.o.o.	Country Serbia	Currency Euro	Tariff T1
Additional declaration type A - for a standard customs declarati...	Transport Mode RAIL	Language of Turkish	CN
Ticket Number			

Currently only one extra field is displayed – **Additional declaration type**.

This is currently a non-editable field as the only option included in the current scope is the option.

A. Possible options according to NCTS 5:

- Type A: Standard declaration (by default)

2.2.1 New Custom Transit offices details

In addition to the current Custom Office of Transit, NCTS 5 includes a new role for the transit office.

- the Custom Office of Exit for Transit, identified in TransitNet as TXT.

This new role refers to the customs office competent for the point of exit from the Security Area (border of Customs Territory of the Union) responsible for assessing safety and security data.

By default, when selecting Route / Customs Office if CO (customs office) has multiple roles, then:

- If CO has TRA role (normal transit role), it will be selected by default.
- if CO has one role (only either TXT or TRA), that role will be selected by default.

To change the Role of a custom offices, the user should click over the tag of the CO and select the needed role (TRA; TXT).

Customs Office	Role
HRO30500	TRA
RSO11096	TRA

Transit
 Exit for Transit

During and post transition period this role is optional to use. It should only be used in case the security field selected is equal to 2 (security for EXS) or 3 (security for EXS and ENS) and there is not a custom office of transit declared for country of routing outside the Country Customs Security Agreement Area.

There could be some national authorities that request to declare it. As an example, in Germany this role is mandatory if security is 2 or 3. So at least one Custom Office of Exit for Transit should be declared with this role.

2.2.2 New Security Section

Security section has been changed for NCTS 5. The checkbox in NCTS 4 has been replaced by a list of values. It will allow the user to select between (0,1,2,3):

- 0 → Not necessary to lodge ENS (Entry Summary Declaration) & EXS (Exit Summary Declaration) documents in the declaration.
- 1 → Necessary to lodge the ENS declaration.
- 2 → Necessary to lodge the EXS declaration.
- 3 → Necessary to lodge the ENS&EXS declaration.

If a value different from "0" is selected the below fields will be mandatory:

Below fields will be mandatory:

- Place of Loading
- Country of Loading.
- Place of Unloading
- Place of unloading Country

SECURITY

Security S
 1 - Security for E... ▾

Place of loading Place of unloading

Country of loading Country of unloading

2.3 Good Items

Over this section some fields have been changed but the main changes are related with the document section.

2.3.1 Unique Consignment Reference Number (UCR)

During the transition period this field will be optional and can have up to 35 characters. The UCR will be mandatory (after transition period) in case the same Transport document is not included in the declaration by consignor (C502).

GOODS ITEM #1

Country of despatch Country of destination HS Code

Apply to all goods items Apply to all goods items

UCR CUS code OPEN EDICS

MASS VALUE

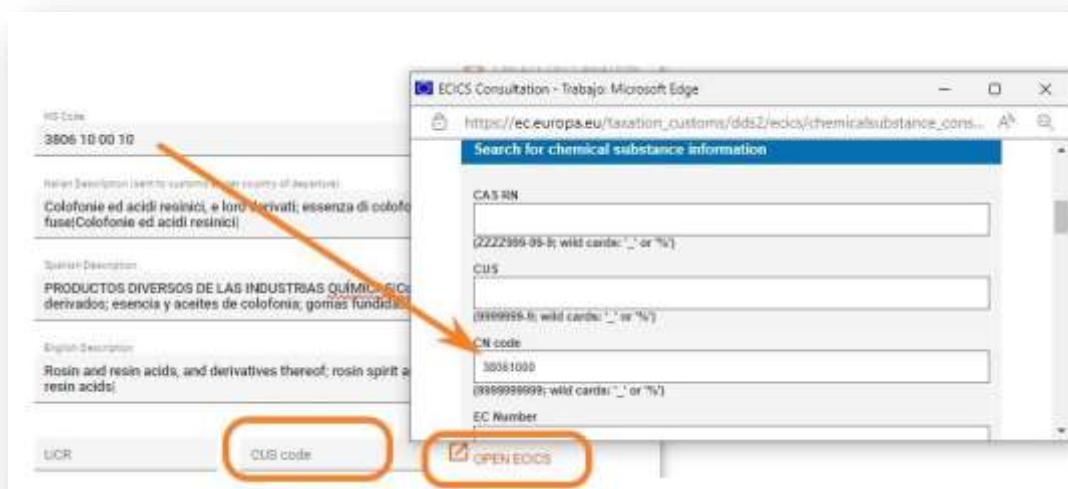
Gross kg Net kg Value Currency Euro

2.3.2 CUS Code

The Customs Union and Statistics (CUS) number is the identifier assigned within the European Customs Inventory of Chemical Substances (ECICS) to mainly chemical substances and preparations.

It is currently an optional field. To fill it in case is requested by any authority kindly follow below steps:

1. Click on the link to open ECICS the pop-up window. Look for the code by including the 8 first digits of the HS Code in the CN code field and press on submit.



2. Then the list of CUS Code related with the CN code will be shown in results.

CUS	CN code	CAS RN	EC number	UN number	Nomen.	Name
0010001-0	38061000	514-10-3	208-178-3		COMMON	abietic acid, technical
0113651-2	38061000	8050-09-7	232-475-7		COMMON	rosin

3. Include the selected CUS code from the EU database. The format to include it would be 9 Characters XXXXXXXX-X and can be copied and pasted.

2.3.3 Packaging Section

Few changes in this section compared with the NCTS 4. "Marks and numbers" have been changed to "Shipping Marks."

N° of packages and Shipping Marks are mandatory unless the type of package included is bulk package.

While for Packages type Packages Unpacked i.e. (in values "NE", "NF", "NG") N° of packages is mandatory and Shipping Marks optional.

A validation is included in TransitNet to ensure the user completes the correct fields.

The screenshot shows a form titled "Packages". It has two main input fields: "Type" with a dropdown menu currently showing "VL-Bulk, liquid", and "Shipping Marks" with a text input field containing "Shipping Marks". Below these fields, there is a hint "Press Shift + Enter to add another", a "CANCEL" button with a close icon, and a "DONE" button with a checkmark icon.

The screenshot shows the same "Packages" form. The "Type" dropdown is now set to "NG-Unpacked o...". The "No. of Packages" field is a text input containing the number "12". The "Shipping Marks" field is a text input containing the number "232323". The bottom navigation bar remains the same with the hint, "CANCEL" button, and "DONE" button.

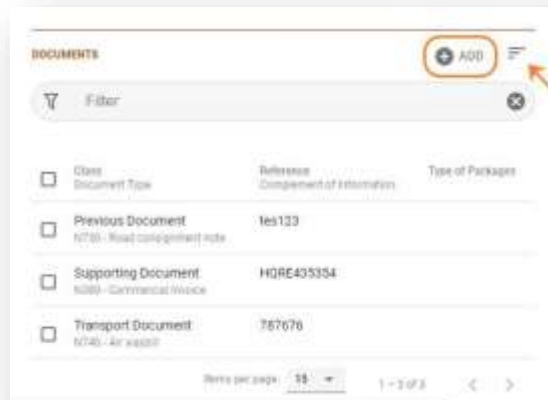
2.4 Document Section

NCTS 5 presents a unique section where the different class documents would be uploaded. This differs with the NCTS 4 different sections where documents can be included in the UI (Accompanying documents, Previous documents, etc.)

This document section will work as explained below:

Steps to include them:

1. Users need to click on "ADD" to add a new document.

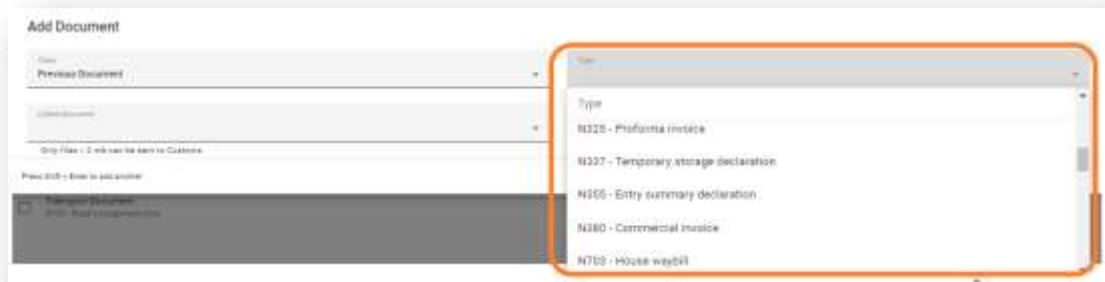


2. Select the Class of document to be included.



(Type of class: Previous document, Support document, Transport document, Additional reference, Additional information).

3. Select the type of document to be included.



Fill the necessary fields for each document. (Each document selected will have mandatory and optional fields as per NCTS 5 specifications).

Document list can be filtered and sorted by: Class, Reference or Type.

2.4.1 Specific Documents.

In every country which will migrate or has migrated to NCTS 5, TransitNet has specific documents loaded by default to assist in faster data entry for the user (Commercial Invoice, CMR, etc.,)

2.5 Transport Equipment

Seal and Container sections are removed and combined in a new **Transport section** with information for both.

The new section will contain a table with the following columns:

- Container ID: Same as current field
- Seals: Seals associated with the unit (container, trailer, truck, etc.,)

A unit could have more than one Seal. A seal can be included without a Container ID

Applying the container and seal to several created items will remain the same as current container section as well as the use of template to create them.



Seal restriction. Same logic as in NCTS 4 will remain. Depending on the country of departure and type of declaration (normal/simplified) restrictions on the ability to include external or SGS seals will be included.

For some countries as Spain, Bulgaria and Croatia any type of user would have the ability to include any type of seal for all declaration types.

3. Hungary as Country of Departure

- No Simple CT is allowed (same rule as in NCTS 4).
- Once Road is selected. It will be necessary to include as the transport type a Turck (+/-) or a Tractor (+) and Trailer (-) should be selected.

Otherwise the submission of only the trailer plate number will be rejected by R0474:



- Security Level is set to 3 by default

- The documents that are set by default are:
 - Declarations with type = T1:
 - Supporting document N380 – Commercial invoice,
 - Transport document N730 – Road Consignment note.



- Declaration with type = T2 would have the same documents but if the termination country selected is Turkey then the previous document N830 will be created by default :
 - Supporting document N380 – Commercial invoice,

Transport document N730 – Road Consignment note.
 Previous document N830 – Export declaration.

<input type="checkbox"/>	Class Document Type	Reference Complement of I
<input type="checkbox"/>	Previous Document N830 - Goods declaration for export...	
<input type="checkbox"/>	Supporting Document N380 - Commercial Invoice	
<input type="checkbox"/>	Transport Document N730 - Road consignment note	

- Submitting an amendment IE013 is possible when the declaration has status “Accepted by Customs”. – at three dots menu, user has the option to “Request modification.”

The screenshot shows the SGS TransitNet interface for a declaration with ID 8-367-24-6962-RS-01M. The status is 'Accepted by Customs'. A three-dot menu is open, showing the 'Request modification' option highlighted with a red box and a mouse cursor.

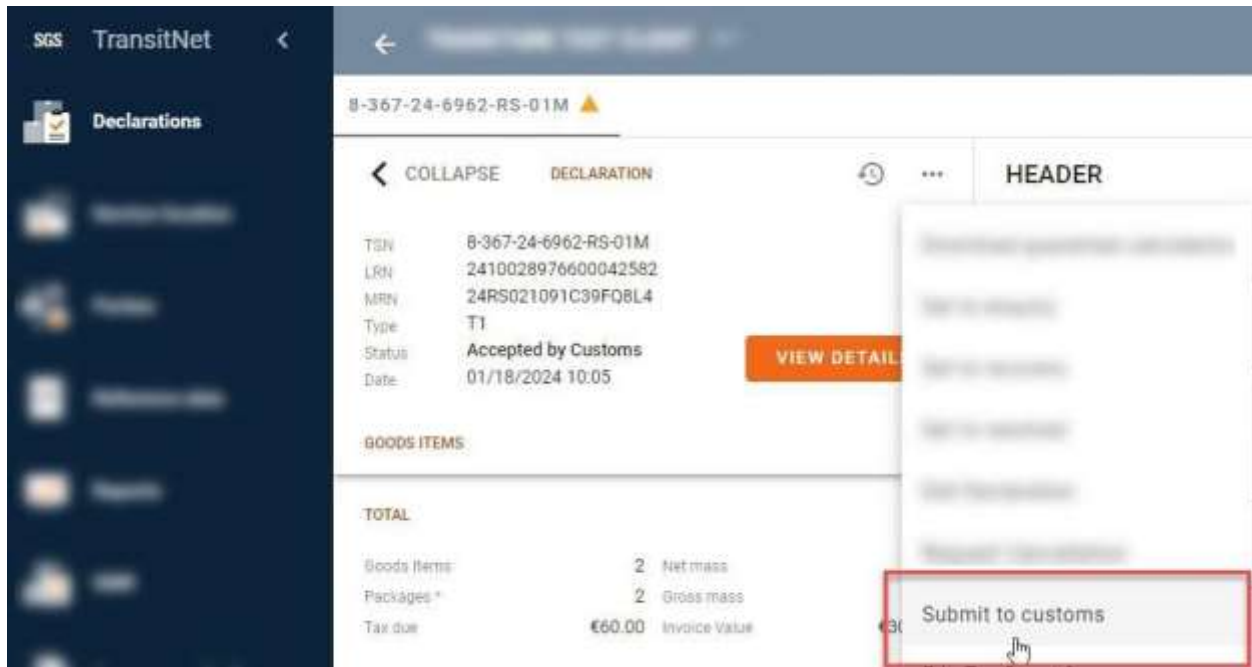
DECLARATION	
TSN	8-367-24-6962-RS-01M
LRN	2410028976600042582
MRN	24RS021091C39FQ8L4
Type	T1
Status	Accepted by Customs
Date	01/18/2024 10:05

TOTAL	
Goods Items	2 Net mass
Packages**	2 Gross mass

After clicking "Request modification" user must include a reason of the modification and press "Submit"

HEADER		AMENDMENT REASON
Member of Member SDS Beograd d.o.o.	Country Serbia	Identifiers TID 0-367-24-6982-RS-01M
Currency § Euro	Item T1	Reason Wrong number of packages
Additional declaration type A - for a standard customs declaration (under Arti...	Transport type ROAD	
Language ID Turkish	OH	
Ticket Number		
MEANS OF TRANSPORT		
Subcontractor §	Expeditor §	
Vehicle identity of transport *	Vehicle identity issuing body	
x T1 T2 T3 R FR	x T1 T2 T3 R FR	
Driver §		CANCEL SUBMIT

This leaves the declaration open to amendments. User should make the necessary changes, click on save and then press "Submit to customs" which is located under the three dots.



Please note the following fields cannot be amended when requesting amendment.

- Holder Of The Transit Procedure
- Guarantee reference number
- Customs Office Of Departure
- HS code
- Security data – only the value indicated (0, 1, 2 or 3) cannot be changed.